

Vertaling Nederlands – Engels. Dit is de vertaling Engels van "Inloggen op gratis wifi" en bevat identiek dezelfde informatie als de Nederlandse tekst. Deze vertaling mag enkel verspreid worden met de originele brontekst "Inloggen op gratis wifi"

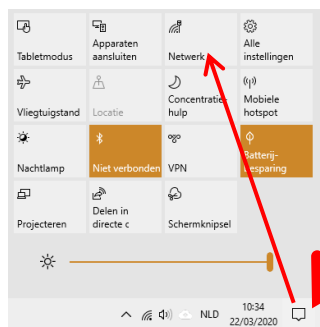
# USING FREE WIFI

Do your children have to do homework online? During the corona crisis, Telenet and Proximus are opening up their networks for children who do not have internet at home. Follow the steps below to make use of this service:

## STEP 1: CHECK WHETHER THERE IS A FREE NETWORK NEAR YOU

You can't use free WiFi everywhere. You can only do so if one of your neighbours is a Telenet/Proximus customer. So you will need to know whether there is free Wi-Fi near you. You can check this with a laptop or a smartphone.

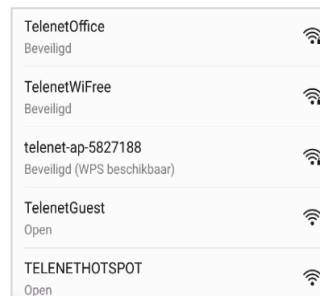
### HOW TO CHECK ON A COMPUTER RUNNING WINDOWS 10



Click on the square at the bottom right of the screen

Then click on 'network'.

You will then see a list of Wi-Fi networks. Every network has a name. Look for a network called 'TelenetWiFree' or 'Proximus Public Wi-Fi'.



**Do you see a network called 'TelenetWiFree'?**

Then go to step 2 on the page entitled TELENET

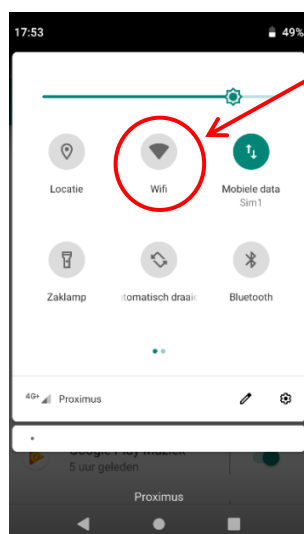
**Do you see a network called 'Proximus Public Wi-Fi'?**

Then go to step 2 on the page entitled PROXIMUS

**You don't see a network called 'TelenetWiFree' or Proximus Public Wi-Fi'?**


Then you cannot take advantage of the offer. Please inform the school.

### HOW TO CHECK ON A SMARTPHONE OR TABLET



Look for the WiFi icon by swiping down the top of your phone .

Click on the WiFi icon and turn on WiFi.



You can now see all the WiFi networks in your area. Every network has a name. Look for is a network called 'TelenetWiFree' or 'Proximus Public Wi-Fi'.

**Do you see a network called 'TelenetWiFree'?**

Then go to step 2 on the page entitled TELENET

**Do you see a network called 'Proximus Public Wi-Fi'?**

Then go to step 2 on the page entitled PROXIMUS

**You don't see a network called 'TelenetWiFree' or Proximus Public Wi-Fi'?**

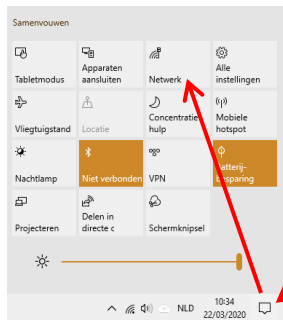
Then you cannot take advantage of the offer. Please inform the school.

Vertaling Nederlands – Engels. Dit is de vertaling Engels van "Inloggen op gratis wifi" en bevat identiek dezelfde informatie als de Nederlandse tekst. Deze vertaling mag enkel verspreid worden met de originele brontekst "Inloggen op gratis wifi "

# TELENET

## STEP 2: CONNECTING THE COMPUTER TO WI-FREE

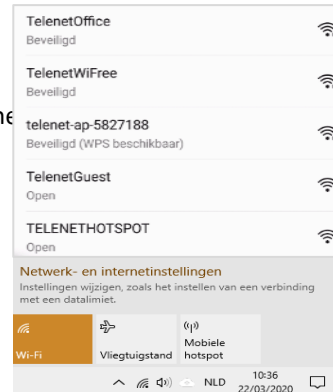
### ON A COMPUTER RUNNING WINDOWS 10, THIS IS HOW IT WORKS:



Click on the square at the bottom right of the screen

Then click on 'network'.

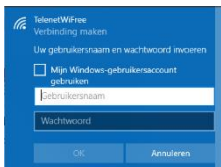
You will see this →



### CLICK ON TELENETWIFREE

To log into WiFree you need a username and password. You will get these from school.

Enter your username and password:



Gebruikersnaam (username):

Wachtwoord (password):

Your laptop will now automatically connect to the Wi-Free network.

### YOU CANNOT CONNECT?

The connection may not be strong enough. Or your neighbor's modem may not be switched on.

### DO YOU NEED HELP?

Call Telenet's free helpline **0800/66 720**

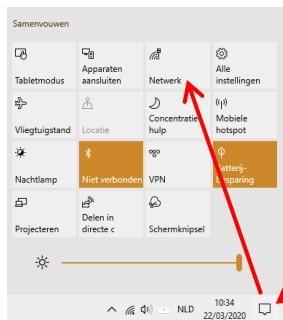
You can call from Monday to Friday between 9 AM and 4 PM



# PROXIMUS

## STEP 2: CONNECTING THE COMPUTER TO PUBLIC WI-FI

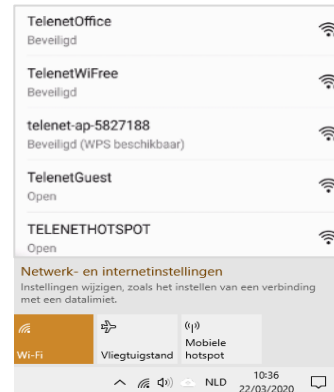
### ON A COMPUTER RUNNING WINDOWS 10, THIS IS HOW IT WORKS:



Click on the square at the bottom right of the screen

Then click on 'network'.

You will see this →



### CLICK ON PROXIMUS PUBLIC WI-FI

To log into Public Wi-Fi you need a username and password. You will get these from school.

Enter your username and password:

Gebruikersnaam (username):

Paswoord (password):

Your laptop will now automatically connect to the Public Wi-Fi network.

### YOU CANNOT CONNECT?

The connection may not be strong enough. Or your neighbor's modem may not be switched on.

### DO YOU NEED HELP?

Call Proximus' helpdesk: **0800/22 800**

